CR 19A - 100TH ST S REALIGNMENT
COTTAGE GROVE, MN
WASHINGTON COUNTY

LAYOUT HISTORY

DATE	DESCRIPTION
9/29/2023	THE PURPOSE OF THIS PROJECT IS TO INSTALL NEW ROUTE SIGNAGE FOR THE REALIGNMENT OF CR 19A AND 100TH ST SOUTH.
8/11/2023	LAYOUT REVISED PER WSDOT COMMENTS
5/24/2023	LAYOUT REVISED PER WSDOT COMMENTS, ROUNDABOUT SIGHT DISTANCE ANALYSIS, AND LANES FOR CLARITY.

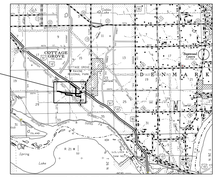

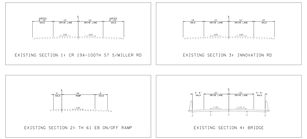

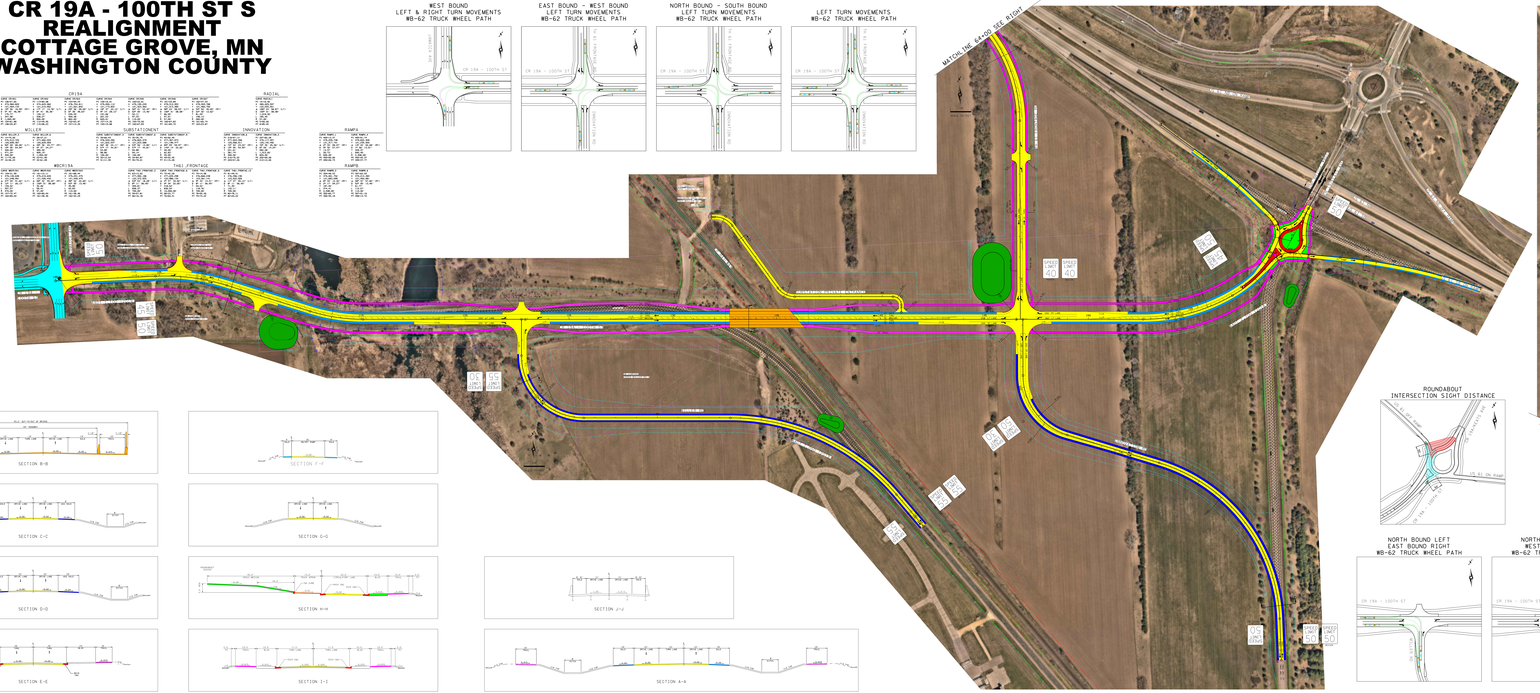

NOTES:
- CR 19A/100TH ST S IS NOT AN ODOM ROUTE
- CR 19A/100TH ST S IS NOT A HOUSE MOVING ROUTE

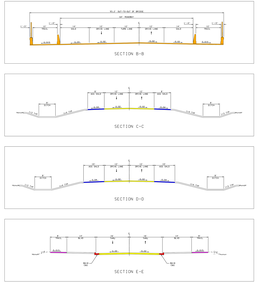

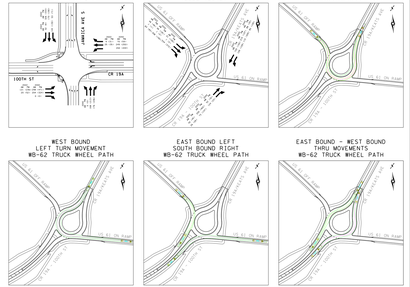

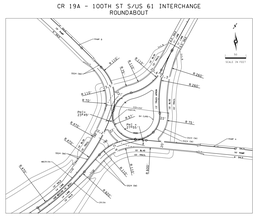

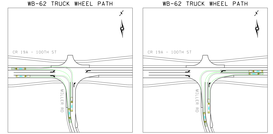

CR 19A/SB TH 61 ON AND OFF RAMP
ROUNDABOUT DESIGN SPEED SUMMARY

APPROACH	CURVE	RADIUS (FT)	E (FT/FT)	SPEED (MPH)	(1) RELATIVE SPEED DIFFERENCE (MPH)
E.B. CR 19A	R1	135	0.02	23	-
	R2	75	0.02	17	6
	R3	N/A	0.02	27	11 (2)
W.B. CR 19A	R1	110	0.02	21	-
	R2	135	0.02	23	2
	R3	N/A	0.02	30	8
TH 61 OFF RAMP	R1	125	0.02	22	-
	R2	70	0.02	16	6
	R3	N/A	0.02	26	5
	R4	85	0.02	18	8
	R5	150	0.02	24	6

(1) RELATIVE SPEED DIFFERENCE IS THE MINIMUM SPEED IN THE ROUNDABOUT, USUALLY R4.
R3 = R2 + ACCELERATION FROM R2 TO CROSSWALK AT EXIT, APPROXIMATELY 50-FT, RESULTING IN A 10 MPH INCREASE IN SPEED. SPEED DIFFERENTIAL GREATER AT EXITS DUE TO TANGENTIAL DESIGN.
(2) THIS MOVE DOES NOT CONFLICT WITH CIRCULATING TRAFFIC.

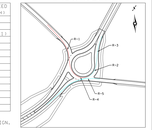

Cottage Grove
Washington County
DEPARTMENT OF TRANSPORTATION
Kimley»Horn

PLAN VIEW 1IN = 50FT. IN 11X17
ROUNDABOUT INSETS 1IN = 20FT. IN 11X17

Level I LAYOUT APPROVAL

Programmed Letting Date _____ 20__

Recommend By: WSDOT PROJECT MANAGER / DESIGNER _____ 20__

Recommend By: WSDOT DISTRICT MAINTENANCE ENGINEER _____ 20__

Recommend By: WSDOT DISTRICT TRAFFIC ENGINEER _____ 20__

Recommend By: WSDOT DISTRICT ENVIRONMENTAL ENGINEER _____ 20__

Recommend By: CITY/COUNTY ENGINEER _____ 20__

Approved By: WSDOT DISTRICT ENGINEER _____ 20__

Approved By: CITY/COUNTY ENGINEER _____ 20__

Approved By: FEDERAL HIGHWAY ADMINISTRATION (FOR INTERSTATE SYSTEM IMPROVEMENTS) _____ 20__

PROFILE No. 1B COPY No. 1

CSJ: 19A VICINITY OF COTTAGE GROVE

FROM JAMAICA AVE TO TH 61

Prepared SEPTEMBER 18 2023 Scale Hor.1 inch = 100 ft.
Vert.1 inch 10 ft.

By KIMLEY-HORN

Signature of Registered Professional Engineer or Designer and Applicant's Representative to change this profile

Date

S/P: 8205-157 T.H. 61 Aug. PMAS Activity
S/P: Aug. T.H. Aug. PMAS Activity
S/P: Aug. T.H. Aug. PMAS Activity

DESIGN FILE:
DATE:

CR 19A <CR19A>

TRAFFIC

DESIGN SPEED = 50 MPH

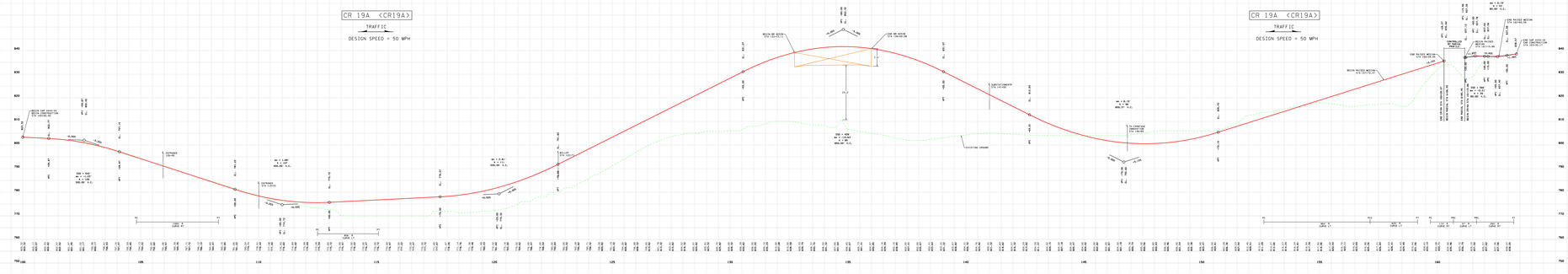

CR 19A <CR19A>

TRAFFIC

DESIGN SPEED = 50 MPH

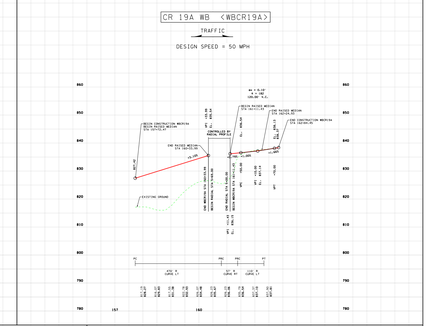

CR 19A WB <WBCR19A>

TRAFFIC

DESIGN SPEED = 50 MPH

INNOVATION <INNOVATION>

TRAFFIC

DESIGN SPEED = 50 MPH

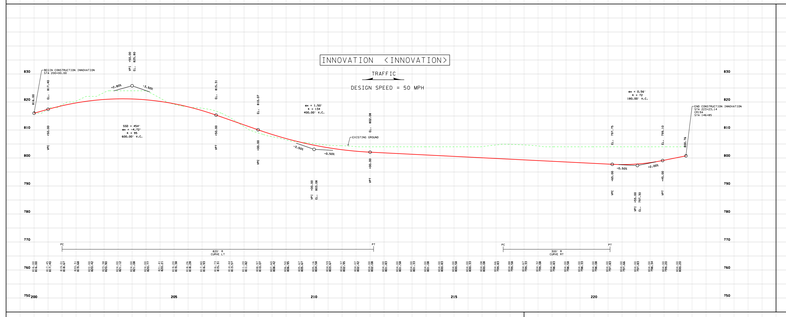

MILLER <MILLER>

TRAFFIC

DESIGN SPEED = 55 MPH

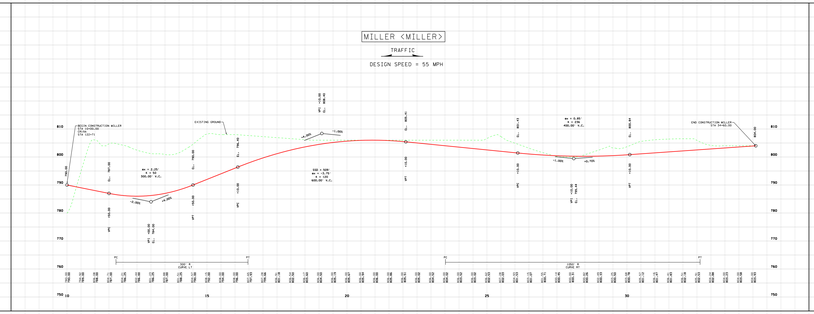

RAMP B <RAMPB>

TRAFFIC

DESIGN SPEED = 50 MPH

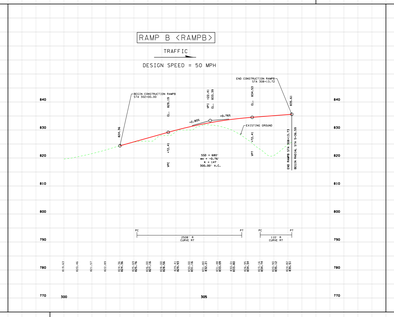

RADIAL <RADIAL>

TRAFFIC

DESIGN SPEED = 20 MPH

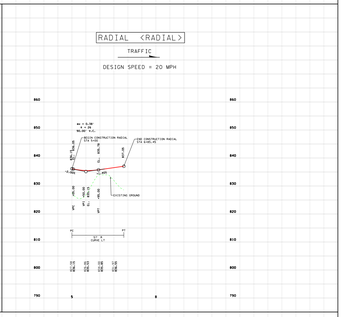

SUBSTATIONENTR <SUBSTATIONENTR>

TRAFFIC

DESIGN SPEED = 20 MPH

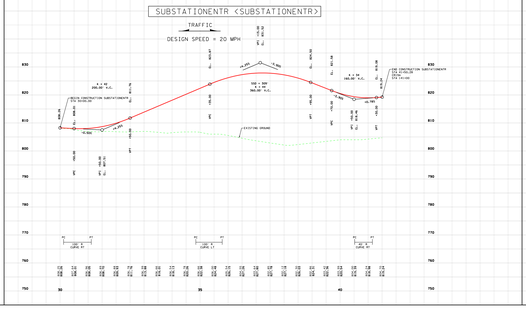

TH61_FRONTAGE <TH61_FRONTAGE>

TRAFFIC

DESIGN SPEED = 40 MPH

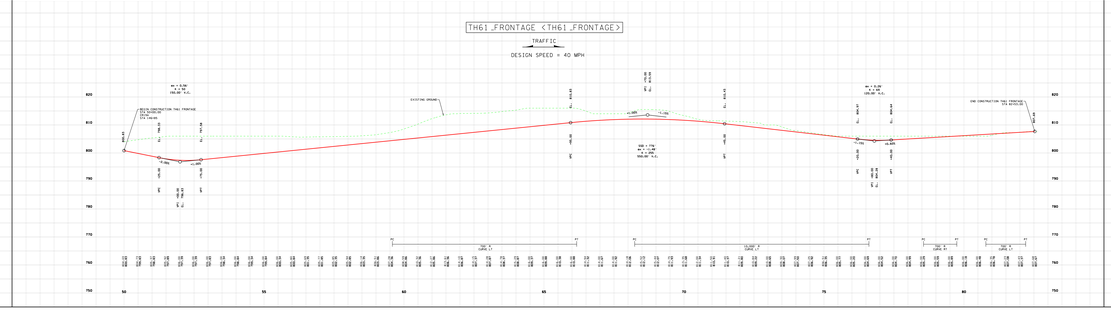

RAMP A <RAMPA>

TRAFFIC
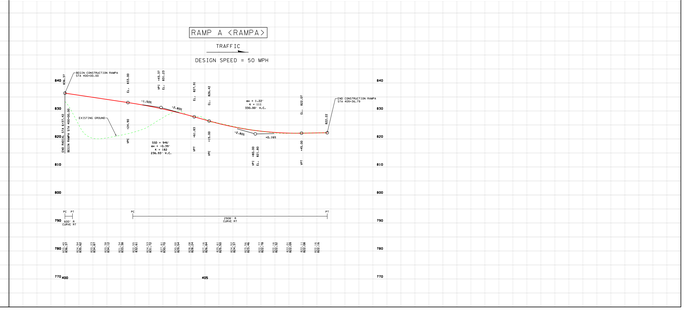
DESIGN SPEED = 50 MPH